



MARCH 28, 2011

Most Seattle Voters Want to Vote on Viaduct - But No Consensus on Preferred Alternative

The Alaskan Way Viaduct runs along the western edge of Seattle but right down the middle of Seattle politics. Ten years after the Nisqually earthquake convinced everyone that something had to be done about the viaduct, Seattle residents are just as divided as ever about what that “something” should be.

State and city officials have agreed to replace the structure with a deep bore tunnel and parts of the viaduct are already coming down. Mayor Mike McGinn vetoed the agreements and the City Council over rode the veto, which triggered a petition drive to force a public vote on the future of the viaduct.

The petitions may or may not have legal standing, but a majority of Seattle voters interviewed last week for *The Elway Poll* said that voters should be given the chance to decide the issue.

Not that voters are decided. In that same poll, respondents were divided on whether to replace the existing structure with: a new or repaired viaduct (38%), a tunnel (35%), or with “new and improved” surface streets (21%).

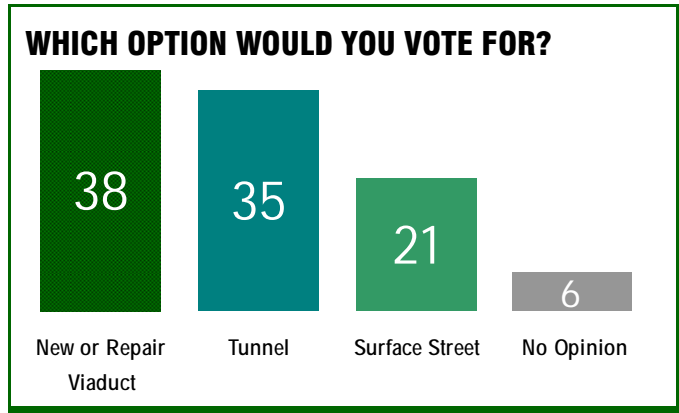
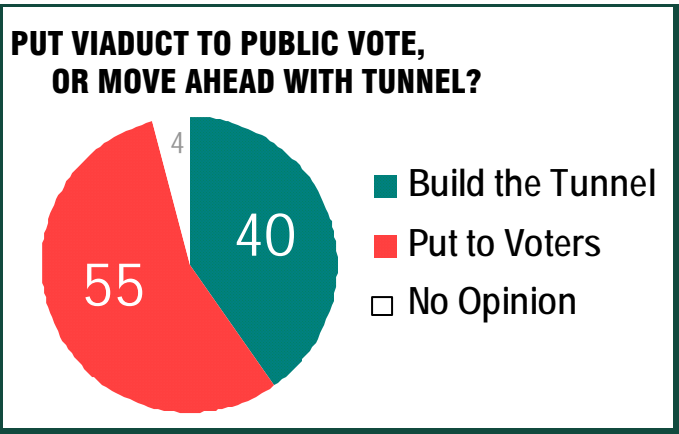
Apparently, even some voters are getting tired of this argument: more respondents said “let the agreement stand and build the tunnel” (40%) than said they would vote for the tunnel if given the chance (35%). In fact, just 75% of those who said “let agreement stand and build the tunnel” actually preferred the tunnel. The remaining 25% were split: 14% preferred a new viaduct, 8% favored surface streets and 3% were undecided.

Not surprisingly, most of those who wanted to vote were opposed to the tunnel. They were united only in their opposition to the tunnel, however, not any single alternative. Among those who favored putting the question on the ballot:

57% would vote for a new viaduct; and 30% would vote for surface streets; however 9% would vote for the tunnel; and 5% were undecided.

The 14% who were undecided or would vote for the already-approved tunnel apparently just believe the people should decide.

The voters most likely to favor putting the viaduct question on the ballot were least likely to vote. A public vote was favored by: 68% of those who had voted only once or not at all in the last 4 elections, but only by 50% of those who had voted all 4 times.



Sample Profile

Live telephone interviews were conducted between March 22-25, 2011 with 405 Seattle voters, selected at random from voter lists. The margin of sampling error is ±5% at the 95% level of confidence. This means, in theory, had this same survey been conducted 100 times, the results would be within ±5% of the results reported here at least 95 times.

AREA		<u>(ZIP CODE)</u>
North West	(98103,-107,-117,-133,-177)	24%
North East	(98105,-115,-125,-195,-185)	20%
Downtown—Queen Anne—Magnolia		
	(98101,-104,-109,-119,-121,-154,-161,-164,-181,-191,-199)	15%
West Seattle	(98106,-116,-134,-136,-168)	12%
East	(98102,-112,-122,-144)	19%
South East	(98108,-118,-146,-148,-178,-188)	10%
GENDER		
Male		48%
Female		52%
AGE		
18-35		11%
36-50		19%
51-64		36%
65+		33%
PARTY ID		
Democrat		51%
Republican		12%
Independent		37%
VOTE HISTORY		
0-1 Votes in last 4 elections		11%
2 Votes		13%
3 Votes		17%
4 Votes in last 4 elections		59%
INCOME		
\$25,000 or less		10%
\$25 to \$50,000		25%
\$50 to \$75,000		19%
Over \$75,000		24%
No Answer		23%

The Elway Poll

The Elway Poll is an independent, non-partisan analysis of public opinion in Washington and the Northwest available exclusively to subscribers.

SUBSCRIPTION: An annual subscription is \$250.

PROPRIETARY QUESTIONS: Each month, space is reserved in the questionnaire to allow subscribers to ask proprietary questions. The fee for proprietary questions is \$600 per question. You will receive the results of your question(s) with full crosstabulations within three days after the interviews are completed.

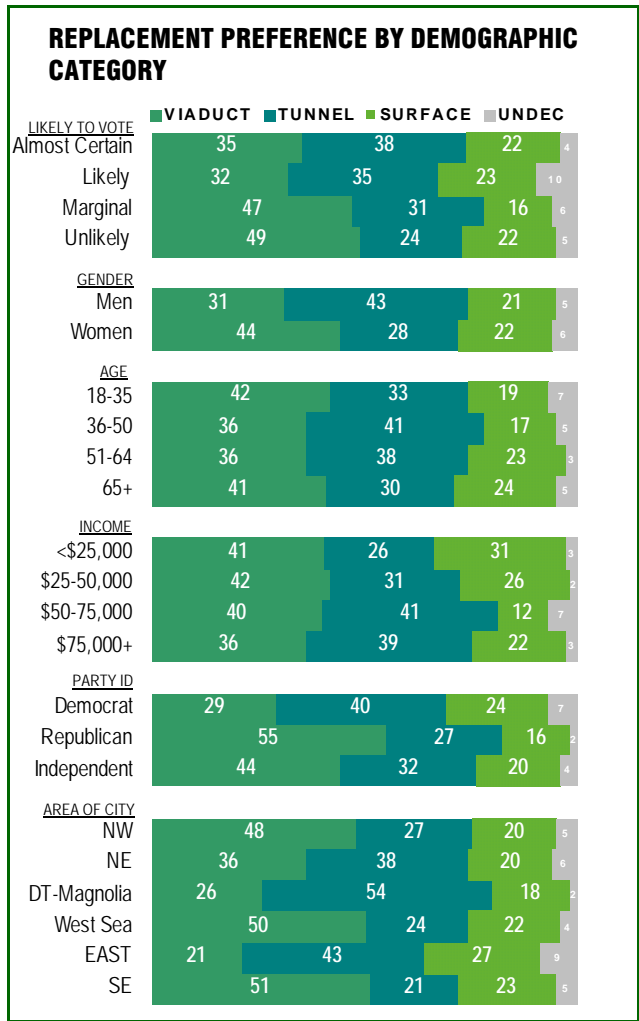
CROSTABS: A full set of cross-tabulation tables for any month's survey is available for \$100.

The Elway Poll
 7035 Palatine N.
 Seattle, WA 98103
 206/264-1500 FAX: 264-0301
 elway@elwayresearch.com

Preference varied by section of the city:

- A new viaduct had majority or near majority support in West Seattle, Southeast and the area north of the Ship Canal west of I-5.
- The tunnel had majority support in the swath from Magnolia through Downtown (where the viaduct is) plus a strong plurality in the area east of Downtown (I-5 to Lake Washington).

There may be variance within these areas, each of which incorporates several neighborhoods. However, comparisons within areas would not be statistically significant.



WORDING OF QUESTIONS

- 1) As you probably know, the State and City governments have reached an agreement to replace the Alaskan Way Viaduct with a tunnel. There are petitions circulating to put the question of the viaduct replacement to a vote of the people. In your opinion:
 - Should the agreement to build the tunnel stand or
 - Should the question of the viaduct replacement be put to Seattle voters
- 2) There are basically three options for replacing the Viaduct. If you got to vote, which option would you vote for:
 - A new or repaired viaduct
 - A tunnel
 - New and improved surface streets